

## **Tillamook County Assessment and Taxation**

Land of Cheese, Trees and Ocean Breeze

201 Laurel Avenue  
Tillamook, OR 97141  
Telephone: 503-842-3400  
Fax: 503-842-3448  
800-488-8280 X4002  
[www.co.tillamook.or.us](http://www.co.tillamook.or.us)

August 1, 2019

Attached you will find Audit Packet information for the 2018-19 fiscal year. You may also need to request other information from the County Treasurer. Our portion of the packet includes the following:

1. Letter of taxes collected.
2. Summary of property tax collections.
3. Tax distribution by year.
4. Table 8 - Net taxes to be collected.
5. Table 4a - Detail of taxing district levies.

If you need additional information, feel free to contact our office at the numbers referenced in our letterhead.

Sincerely,

Denise Vandecoeving  
Tax Collector



## **Tillamook County Assessment and Taxation**

Land of Cheese, Trees and Ocean Breeze

201 Laurel Avenue  
Tillamook, OR 97141  
Telephone: 503-842-3400  
Fax: 503-842-3448  
www.co.tillamook.or.us

July 31, 2019

Herewith is the amount of taxes collected and turned over to the treasurer each month for the fiscal year July 1, 2018 to June 30, 2019.

<b>MONTH</b>		<b>AMOUNT</b>
July	2018	235,649.18
August		251,920.98
September		142,898.41
October		2,898,986.74
November		46,768,715.43
December		844,297.72
January	2019	347,048.98
February		2,224,401.96
March		245,479.03
April		314,917.92
May		1,931,207.12
June		377,848.08
		<u><u>\$56,583,371.55</u></u>

I certify that the foregoing figures are correct as a summary of the transactions for the fiscal year ending June 30, 2019.

Kasandra Larson  
Chief Deputy Tax Collector  
Denise Vandecouvering  
Tax Collector


SUMMARY OF PROPERTY TAX COLLECTIONS FOR FISCAL YEAR ENDING June 30, 2019 (ORS 311.531)

Date: July 24, 2019 County of: **Tillamook** Office of Assessment & Taxation Contact Person: Denise Vandecoevering Telephone Number 503-842-3400x3312

For Office Use Only  
Date Received **JUL 25 2019**  
**TASSI O'NEIL**  
**COUNTY CLERK**

ITEM	2018-19	2017-18	2016-17	2015-16	2014-15	2013-14	2012-13	Prior Years	Total For All Years
<b>AMOUNT OF TAXES CERTIFIED</b>									
1. Total Amount Certified	57,839,528.54								
2. Real Property	55,133,847.60								55,133,847.60
3. Personal Property	509,612.59								509,612.59
4. Centrally Assessed by DOR (i.e. utilities, transportation, etc.)	2,004,806.66								2,004,806.66
5. Manufactured Structures	191,261.69								191,261.69
6. Total Amount Certified tax year 2018-19 (total of lines 2-5)	57,839,528.54								57,839,528.54
7. Uncollected Balance as of 7-1-18 [including deferred billing credits]		1,363,450.15	685,975.59	442,709.22	190,522.44	209,442.35	156,871.96	111,350.99	3,160,322.70
8. Amount Added to Rolls	3,564.15	0.00	0.00	0.00	0.00	0.00	0.00	0.00	3,564.15
<b>9. Total of Lines 6-8</b>	<b>57,843,092.69</b>	<b>1,363,450.15</b>	<b>685,975.59</b>	<b>442,709.22</b>	<b>190,522.44</b>	<b>209,442.35</b>	<b>156,871.96</b>	<b>111,350.99</b>	<b>61,003,415.39</b>
10. Personal Property Taxes Cancelled By Order of County Court	0.00	0.00	0.00	0.00	0.00	0.00	0.00	0.00	0.00
11. Real Property Foreclosures	5,945.58	5,743.91	5,676.87	5,404.52	5,240.36	5,134.38	4,867.88	6,943.73	44,957.23
12. Other Corrections, Cancellations, etc.	20,235.71	2,233.25	121.32	0.00	0.00	0.00	0.00	-3.19	22,587.09
13. Total (Noncash) Credits (total of lines 10-12)	26,181.29	7,977.16	5,798.19	5,404.52	5,240.36	5,134.38	4,867.88	6,940.54	67,544.32
<b>14. Net Taxes For Collection (line 9 less line 13)</b>	<b>57,816,911.40</b>	<b>1,355,472.99</b>	<b>680,177.40</b>	<b>437,304.70</b>	<b>185,282.08</b>	<b>204,307.97</b>	<b>152,004.08</b>	<b>104,410.45</b>	<b>60,935,871.07</b>
15. Discounts Allowed	1,446,688.19	9.59	0.00	0.00	0.00	0.00	0.00	0.00	1,446,697.78
16. Total Taxes Collected (FOR DEPT. OF REV. PURPOSES ONLY)	54,814,251.44	727,534.17	289,924.12	263,323.85	148,975.17	19,565.18	13,845.32	-536.47	56,276,882.78
<b>17. Total Remaining Uncollected 6-30-19 (line 14 less line 15 &amp; 16)</b>	<b>1,555,971.77</b>	<b>627,929.23</b>	<b>390,253.28</b>	<b>173,980.85</b>	<b>36,306.91</b>	<b>184,742.79</b>	<b>138,158.76</b>	<b>104,946.92</b>	<b>3,212,290.51</b>
18. Percentage Collected [1.00 minus (line 17 divided by line 14)]	0.973087947	0.537	0.426	0.602	0.804	0.096	0.091		
<b>TAXES REMAINING UNCOLLECTED AS OF 6-30-19</b>									
19. Real Property	1,531,385.87	614,125.64	379,130.12	167,875.30	33,002.48	28,914.36	9,209.93	39,697.46	2,803,341.16
20. Personal Property	4,151.72	3,239.58	3,647.77	1,497.53	753.94	1,732.23	1,477.96	6,945.85	23,446.58
21. Centrally Assessed by DOR (i.e. utilities, transportation, etc.)	0.00	0.00	0.00	0.00	0.00	152,091.44	125,250.30	52,356.75	329,698.49
22. Manufactured Structures	20,434.18	10,564.01	7,475.39	4,608.02	2,550.49	2,004.76	2,220.57	5,946.86	55,804.28
<b>23. Total Remaining Uncollected 6-30-19 (total of lines 19-22)</b>	<b>1,555,971.77</b>	<b>627,929.23</b>	<b>390,253.28</b>	<b>173,980.85</b>	<b>36,306.91</b>	<b>184,742.79</b>	<b>138,158.76</b>	<b>104,946.92</b>	<b>3,212,290.51</b>
24. Unpaid Tax with Deferred Billing Credits (ORS 305.286) as of 6-30-2019	0.00	0.00	0.00	0.00	0.00	152,091.44	125,145.34	0.00	277,236.78
25. Undistributed Tax in Potential Refund Credit Fund (ORS 305.286) as of 6-30-2019	0.00	0.00	0.00	0.00	0.00	0.00	0.00	0.00	0.00
26. CATF Interest: 28.95% share from all districts (Tier One)	14,274.90	25,580.35	24,996.42	33,874.51	23,057.74	2,840.46	2,506.20	420.99	127,551.57
27. Additional CATF Interest: Additional 25% From Cities & Special Districts (Tier 2)	2,578.38	4,760.68	4,687.29	6,301.14	4,281.71	522.43	443.10	75.95	23,650.68
28. Interest Distributed to Districts	32,454.67	58,332.21	57,366.61	80,745.49	56,669.36	10,846.37	9,408.71	957.15	306,780.57
29. Refund Interest Paid	214.26	35.03	0.00	0.00	0.00	0.00	0.00	0.00	249.29

I certify that these tables are a correct summary of transactions affecting the property tax rolls in fiscal year ending June 30, 2019, and the amounts remaining uncollected as of the same date.

  
Signature

TILLAMOOK COUNTY ASSESSOR & TAX COLLECTOR  
Title

7-25-19  
Date

Email Address: dor.research@oregon.gov  
Mailing Address: Oregon Dept. of Revenue  
Research Section  
955 Center St., NE  
Salem, OR 97301-2555

**SUMMARY OF RECEIPTS**

Fiscal Year: 2018-19

	TAXES 201-3002-088	CATF 2338 110-3008-099	CATF 2049 110-3008-089	PRE-PAID 150-3007-087	TOTAL COLLECTED	RETURNED CHECKS	REFUNDS	DEBIT ADJ'S	CREDIT ADJ'S	BALANCE
<b>2018</b>										
JULY	\$240,136.91	\$13,514.83	\$2,513.91	\$4,420.25	\$260,585.90	\$0.00	\$3,467.73	\$0.00	\$0.00	\$257,118.17
AUGUST	\$255,525.84	\$16,550.20	\$3,077.36	\$420.61	\$275,574.01	\$743.58	\$1,388.87	\$0.00	\$0.00	\$274,185.14
SEPTEMBER	\$147,084.52	\$8,306.50	\$1,539.61	\$50.00	\$156,980.63	\$0.00	\$103.73	\$0.00	\$0.00	\$156,876.90
FIRST QUARTER TOTAL	\$642,747.27	\$38,371.53	\$7,130.88	\$4,890.86	\$693,140.54	\$743.58	\$4,960.33	\$0.00	\$0.00	\$688,180.21
OCTOBER	\$2,733,040.61	\$4,169.01	\$777.12	\$0.00	\$2,737,986.74	\$0.00	\$289.64	\$0.00	\$0.00	\$2,737,697.10
NOVEMBER	\$46,771,808.06	\$15,275.70	\$2,839.57	\$2,331.99	\$46,792,255.32	\$77,102.35	\$0.00	\$0.00	\$0.00	\$46,792,255.32
DECEMBER	\$872,154.39	\$9,864.95	\$1,820.14	\$0.00	\$883,839.48	\$1,534.36	\$23,902.39	\$0.00	\$0.00	\$859,937.09
SECOND QUARTER TOTAL	\$50,377,003.06	\$29,309.66	\$5,436.83	\$2,331.99	\$50,414,081.54	\$78,636.71	\$24,192.03	\$0.00	\$0.00	\$50,389,889.51
<b>2019</b>										
JANUARY	\$381,463.85	\$5,130.53	\$947.29	\$13,889.27	\$401,430.94	\$3,336.76	\$32,392.43	\$0.00	\$0.00	\$369,038.51
FEBRUARY	\$2,254,569.36	\$11,348.52	\$2,103.15	\$0.00	\$2,268,021.03	\$2,078.87	\$29,822.40	\$0.00	\$0.00	\$2,238,198.63
MARCH	\$292,639.66	\$5,584.61	\$1,033.67	\$944.45	\$300,202.39	\$31,319.51	\$46,389.16	\$0.00	\$0.00	\$253,813.23
THIRD QUARTER TOTAL	\$2,928,672.87	\$22,063.66	\$4,084.11	\$14,833.72	\$2,969,654.36	\$36,735.14	\$108,603.99	\$0.00	\$0.00	\$2,861,050.37
APRIL	\$317,090.99	\$9,417.38	\$1,747.03	\$0.00	\$328,255.40	\$0.00	\$1,686.12	\$0.00	\$0.00	\$326,569.28
MAY	\$1,932,439.74	\$14,500.59	\$2,680.22	\$0.00	\$1,949,620.55	\$2,050.82	\$300.00	\$0.00	\$0.00	\$1,949,320.55
JUNE	\$380,181.99	\$13,888.75	\$2,571.61	\$0.00	\$396,642.35	\$4,090.48	\$0.00	\$0.00	\$0.00	\$396,642.35
FOURTH QUARTER TOTAL	\$2,629,712.72	\$37,806.72	\$6,998.86	\$0.00	\$2,674,518.30	\$6,141.30	\$1,986.12	\$0.00	\$0.00	\$2,672,532.18
<b>SUBTOTALS</b>										
1ST	\$642,747.27	\$38,371.53	\$7,130.88	\$4,890.86	\$693,140.54	\$743.58	\$4,960.33	\$0.00	\$0.00	\$688,180.21
2ND	\$50,377,003.06	\$29,309.66	\$5,436.83	\$2,331.99	\$50,414,081.54	\$78,636.71	\$24,192.03	\$0.00	\$0.00	\$50,389,889.51
3RD	\$2,928,672.87	\$22,063.66	\$4,084.11	\$14,833.72	\$2,969,654.36	\$36,735.14	\$108,603.99	\$0.00	\$0.00	\$2,861,050.37
4TH	\$2,629,712.72	\$37,806.72	\$6,998.86	\$0.00	\$2,674,518.30	\$6,141.30	\$1,986.12	\$0.00	\$0.00	\$2,672,532.18
<b>TOTAL</b>	<b>\$56,578,135.92</b>	<b>\$127,551.57</b>	<b>\$23,650.68</b>	<b>\$22,056.57</b>	<b>\$56,751,394.74</b>	<b>\$122,256.73</b>	<b>\$139,742.47</b>	<b>\$0.00</b>	<b>\$0.00</b>	<b>\$56,611,652.27</b>
						minus	PREPAY			(\$22,056.57)
						plus	PREPAY POSTED w/ refunds & adj_OCT 2018			\$167,275.64
							Adjustments			\$0.00
							<b>ACTIVITY SUMMARY TOTAL</b>			<b>\$56,756,871.34</b>

RECAP OF MONTHLY DISTRIBUTIONS

FISCAL YEAR: 2018-19

TAX YEAR	2018-19	2017-18	2016-17	2015-16	2014-15	2013-14	2012-13	PRIOR YEARS	TOTALS
DISTRIBUTION									
2018									
JULY		120,739.55	28,787.38	41,353.44	61,415.71	211.84	0.00	190.00	\$252,697.92
AUGUST		115,248.57	32,514.37	27,583.44	96,199.96	866.48	1,151.71	200.00	\$273,764.53
SEPTEMBER		64,342.45	22,540.62	23,035.74	32,474.62	7,463.69	6,829.78	140.00	\$156,826.90
FIRST QUARTER TOTAL		\$300,330.57	\$83,842.37	\$91,972.62	\$190,090.29	\$8,542.01	\$7,981.49	\$530.00	\$683,289.35
OCT -PRE-COLLECTIONS	167,275.64								\$167,275.64
OCTOBER	2,655,664.77	41,913.63	20,912.82	13,900.90	5,061.45	103.53	0.00	140.00	\$2,737,697.10
NOVEMBER 1-2	2,309,214.73	4,099.95	5,339.57	721.57	0.00	0.00	0.00	0.00	\$2,319,375.82
NOVEMBER 5-9	21,279,247.63	42,654.26	5,535.90	8,989.86	3,231.15	3,750.40	3,963.75	50.00	\$21,347,422.95
NOVEMBER 13-16	12,222,294.73	60,986.60	22,127.63	21,202.59	9,547.18	0.00	0.00	40.00	\$12,336,198.73
NOVEMBER 19-21	10,212,300.85	38,585.58	15,394.79	10,667.08	0.00	0.00	0.00	0.00	\$10,276,948.30
NOVEMBER 26-30	477,924.26	12,708.05	10,869.06	7,886.51	277.30	312.35	0.00	0.00	\$509,977.53
DECEMBER	715,644.44	40,067.30	35,767.71	31,112.82	10,709.31	11,482.93	15,062.58	90.00	\$859,937.09
SECOND QUARTER TOTAL	\$50,039,567.05	\$241,015.37	\$115,947.48	\$94,481.33	\$28,826.39	\$15,649.21	\$19,026.33	\$320.00	\$50,554,833.16
2019									
JANUARY	278,469.60	33,930.40	18,223.11	10,612.79	4,063.96	4,472.68	5,123.76	252.94	\$355,149.24
FEBRUARY	2,083,979.56	82,842.44	46,129.66	24,348.79	748.18	0.00	0.00	150.00	\$2,238,198.63
MARCH	181,274.36	36,192.19	16,163.56	14,426.11	1,993.50	2,779.06	0.00	40.00	\$252,868.78
THIRD QUARTER TOTAL	\$2,543,723.52	\$152,965.03	\$80,516.33	\$49,387.69	\$6,805.64	\$7,251.74	\$5,123.76	\$442.94	\$2,846,216.65
APRIL	222,738.87	30,586.25	36,793.63	34,735.14	1,166.68	458.71	0.00	90.00	\$326,569.28
MAY	1,807,027.46	44,463.92	25,270.65	64,228.92	5,449.78	914.21	940.02	1,025.59	\$1,949,320.55
JUNE	251,177.66	47,291.39	35,068.84	49,721.29	10,134.42	3,033.75	65.00	150.00	\$396,642.35
FOURTH QUARTER TOTAL	\$2,280,943.99	\$122,341.56	\$97,133.12	\$148,685.35	\$16,750.88	\$4,406.67	\$1,005.02	\$1,265.59	\$2,672,532.18
1ST QTR	0.00	300,330.57	83,842.37	91,972.62	190,090.29	8,542.01	7,981.49	530.00	\$683,289.35
2ND QTR	50,039,567.05	241,015.37	115,947.48	94,481.33	28,826.39	15,649.21	19,026.33	320.00	\$50,554,833.16
3RD QTR	2,543,723.52	152,965.03	80,516.33	49,387.69	6,805.64	7,251.74	5,123.76	442.94	\$2,846,216.65
4TH QTR	2,280,943.99	122,341.56	97,133.12	148,685.35	16,750.88	4,406.67	1,005.02	1,265.59	\$2,672,532.18
YEARLY TOTAL	\$54,864,234.56	\$816,652.53	\$377,439.30	\$384,526.99	\$242,473.20	\$35,849.63	\$33,136.60	\$2,558.53	\$56,756,871.34

**SUMMARY OF DISTRIBUTION TAX YEAR**

**2018-19**

FISCAL YEAR: 2018-19

	TOTAL COLLECTED	SERVICE FEES	CATF 2338	CATF 2049	TOTAL DISTRIBUTED
<b>DISTRIBUTION</b>					
<b>2018</b>					
JULY	0.00	0.00	0.00	0.00	0.00
AUGUST	0.00	0.00	0.00	0.00	0.00
SEPTEMBER	0.00	0.00	0.00	0.00	0.00
<b>FIRST QUARTER TOTAL</b>	<b>\$0.00</b>	<b>\$0.00</b>	<b>\$0.00</b>	<b>\$0.00</b>	<b>\$0.00</b>
OCTOBER - Prepays	167,275.64	0.00	0.00	0.00	\$167,275.64
OCTOBER	2,655,664.77	0.00	0.00	0.00	\$2,655,664.77
NOVEMBER 1-2	2,309,214.73	0.00	0.00	0.00	\$2,309,214.73
NOVEMBER 5-9	21,279,247.63	140.00	0.00	0.00	\$21,279,107.63
NOVEMBER 13-16	12,222,294.73	70.00	62.85	11.35	\$12,222,150.53
NOVEMBER 19-21	10,212,300.85	105.00	125.54	22.66	\$10,212,047.65
NOVEMBER 26-30	477,924.26	175.00	606.85	109.40	\$477,033.01
DECEMBER	715,644.44	210.00	1,226.97	221.51	\$713,985.96
<b>SECOND QUARTER TOTAL</b>	<b>\$50,039,567.05</b>	<b>\$700.00</b>	<b>\$2,022.21</b>	<b>\$364.92</b>	<b>\$50,036,479.92</b>
<b>2019</b>					
JANUARY	278,469.60	70.00	851.87	153.67	277,394.06
FEBRUARY	2,083,979.56	105.00	2,403.25	434.18	2,081,037.13
MARCH	181,274.36	105.00	1,168.87	211.06	179,789.43
<b>THIRD QUARTER TOTAL</b>	<b>\$2,543,723.52</b>	<b>\$280.00</b>	<b>\$4,423.99</b>	<b>\$798.91</b>	<b>\$2,538,220.62</b>
APRIL	222,738.87	0.00	1,703.44	307.83	220,727.60
MAY	1,807,027.46	70.00	3,247.26	586.73	1,803,123.47
JUNE	251,177.66	35.00	2,878.00	519.99	247,744.67
<b>FOURTH QUARTER TOTAL</b>	<b>\$2,280,943.99</b>	<b>\$105.00</b>	<b>\$7,828.70</b>	<b>\$1,414.55</b>	<b>\$2,271,595.74</b>
1ST QTR	0.00	0.00	0.00	0.00	0.00
2ND QTR	50,039,567.05	700.00	2,022.21	364.92	50,036,479.92
3RD QTR	2,543,723.52	280.00	4,423.99	798.91	2,538,220.62
4TH QTR	2,280,943.99	105.00	7,828.70	1,414.55	2,271,595.74
<b>YEARLY TOTALS</b>	<b>\$54,864,234.56</b>	<b>\$1,085.00</b>	<b>\$14,274.90</b>	<b>\$2,578.38</b>	<b>\$54,846,296.28</b>

SUMMARY OF DISTRIBUTION TAX YEAR

2017-18

FISCAL YEAR: 2018-19

	TOTAL COLLECTED	SERVICE FEES	CATF 2338	CATF 2049	TOTAL DISTRIBUTED
<b>DISTRIBUTION</b>					
<b>2018</b>					
JULY	120,739.55	876.00	2,191.40	407.60	117,264.55
AUGUST	115,248.57	73.00	2,503.37	465.84	112,206.36
SEPTEMBER	64,342.45	0.00	1,463.41	272.23	62,606.81
<b>FIRST QUARTER TOTAL</b>	<b>\$300,330.57</b>	<b>\$949.00</b>	<b>\$0.00</b>	<b>\$1,145.67</b>	<b>\$292,077.72</b>
OCTOBER	41,913.63	73.00	1,167.77	217.23	40,455.63
NOVEMBER 1-2	4,099.95	73.00	120.96	22.52	3,883.47
NOVEMBER 5-9	42,654.26	73.00	1,287.73	239.71	41,053.82
NOVEMBER 13-16	60,986.60	0.00	1,791.16	333.45	58,861.99
NOVEMBER 19-21	38,585.58	0.00	1,194.71	222.39	37,168.48
NOVEMBER 26-30	12,708.05	0.00	400.47	74.56	12,233.02
DECEMBER	40,067.30	35.00	1,398.31	260.29	38,373.70
<b>SECOND QUARTER TOTAL</b>	<b>\$241,015.37</b>	<b>\$254.00</b>	<b>\$7,361.11</b>	<b>\$1,370.15</b>	<b>\$232,030.11</b>
<b>2019</b>					
JANUARY	33,930.40	219.00	1,276.79	237.64	32,196.97
FEBRUARY	82,842.44	146.00	3,350.26	623.54	78,722.64
MARCH	36,192.19	73.00	1,570.07	292.15	34,256.97
<b>THIRD QUARTER TOTAL</b>	<b>\$152,965.03</b>	<b>\$438.00</b>	<b>\$6,197.12</b>	<b>\$1,153.33</b>	<b>\$145,176.58</b>
APRIL	30,586.25	35.00	1,413.71	263.15	28,874.39
MAY	44,463.92	146.00	2,100.94	391.08	41,825.90
JUNE	47,291.39	146.00	2,349.29	437.30	44,358.80
<b>FOURTH QUARTER TOTAL</b>	<b>\$122,341.56</b>	<b>\$327.00</b>	<b>\$5,863.94</b>	<b>\$1,091.53</b>	<b>\$115,059.09</b>
1ST QTR	300,330.57	949.00	0.00	1,145.67	292,077.72
2ND QTR	241,015.37	254.00	7,361.11	1,370.15	232,030.11
3RD QTR	152,965.03	438.00	6,197.12	1,153.33	145,176.58
4TH QTR	122,341.56	327.00	5,863.94	1,091.53	115,059.09
<b>YEARLY TOTALS</b>	<b>\$816,652.53</b>	<b>\$1,968.00</b>	<b>\$19,422.17</b>	<b>\$4,760.68</b>	<b>\$784,343.50</b>

SUMMARY OF DISTRIBUTION TAX YEAR

2016-17

FISCAL YEAR: 2018-19

	TOTAL COLLECTED	SERVICE FEES	CATF 2338	CATF 2049	TOTAL DISTRIBUTED
<b>DISTRIBUTION</b>					
<b>2018</b>					
JULY	28,787.38	50.00	1,569.56	294.30	26,873.52
AUGUST	32,514.37	38.86	1,807.62	338.96	30,328.93
SEPTEMBER	22,540.62	0.00	1,330.31	249.45	20,960.86
<b>FIRST QUARTER TOTAL</b>	<b>\$83,842.37</b>	<b>\$88.86</b>	<b>\$4,707.49</b>	<b>\$882.71</b>	<b>\$78,163.31</b>
OCTOBER	20,912.82	94.00	1,295.05	242.80	19,280.97
NOVEMBER 1-2	5,339.57	0.00	315.40	59.15	4,965.02
NOVEMBER 5-9	5,535.90	0.00	345.88	64.83	5,125.19
NOVEMBER 13-16	22,127.63	0.00	1,396.60	261.92	20,469.11
NOVEMBER 19-21	15,394.79	0.00	992.74	186.18	14,215.87
NOVEMBER 26-30	10,869.06	0.00	710.44	133.21	10,025.41
DECEMBER	35,767.71	0.00	2,389.47	448.09	32,930.15
<b>SECOND QUARTER TOTAL</b>	<b>\$115,947.48</b>	<b>\$94.00</b>	<b>\$7,445.58</b>	<b>\$1,396.18</b>	<b>\$107,011.72</b>
<b>2019</b>					
JANUARY	18,223.11	94.00	1,247.62	233.98	16,647.51
FEBRUARY	46,129.66	94.00	3,203.27	600.72	42,231.67
MARCH	16,163.56	0.00	1,099.69	206.19	14,857.68
<b>THIRD QUARTER TOTAL</b>	<b>\$80,516.33</b>	<b>\$188.00</b>	<b>\$5,550.58</b>	<b>\$1,040.89</b>	<b>\$73,736.86</b>
APRIL	36,793.63	0.00	2,772.53	519.90	33,501.20
MAY	25,270.65	0.00	1,905.27	357.20	23,008.18
JUNE	35,068.84	94.00	2,614.97	490.41	31,869.46
<b>FOURTH QUARTER TOTAL</b>	<b>\$97,133.12</b>	<b>\$94.00</b>	<b>\$7,292.77</b>	<b>\$1,367.51</b>	<b>\$88,378.84</b>
1ST QTR	83,842.37	88.86	4,707.49	882.71	78,163.31
2ND QTR	115,947.48	94.00	7,445.58	1,396.18	107,011.72
3RD QTR	80,516.33	188.00	5,550.58	1,040.89	73,736.86
4TH QTR	97,133.12	94.00	7,292.77	1,367.51	88,378.84
<b>YEARLY TOTALS</b>	<b>\$377,439.30</b>	<b>\$464.86</b>	<b>\$24,996.42</b>	<b>\$4,687.29</b>	<b>\$347,290.73</b>



**SUMMARY OF DISTRIBUTION TAX YEAR**

**2015-16**

FISCAL YEAR: 2018-19

	TOTAL COLLECTED	SERVICE FEES	CATF 2338	CATF 2049	TOTAL DISTRIBUTED
<b>DISTRIBUTION</b>					
<b>2018</b>					
JULY	41,353.44	0.00	3,388.16	630.15	37,335.13
AUGUST	27,583.44	0.00	2,291.42	426.06	24,865.96
SEPTEMBER	23,035.74	75.12	1,584.34	294.70	21,081.58
<b>FIRST QUARTER TOTAL</b>	<b>\$91,972.62</b>	<b>\$75.12</b>	<b>\$7,263.92</b>	<b>\$1,350.91</b>	<b>\$83,282.67</b>
OCTOBER	13,900.90	89.41	1,211.76	225.37	12,374.36
NOVEMBER 1-2	721.57	0.00	62.27	11.58	647.72
NOVEMBER 5-9	8,989.86	23.47	640.28	119.12	8,206.99
NOVEMBER 13-16	21,202.59	0.00	1,854.32	344.94	19,003.33
NOVEMBER 19-21	10,667.08	0.00	934.92	173.90	9,558.26
NOVEMBER 26-30	7,886.51	0.00	691.80	128.70	7,066.01
DECEMBER	31,112.82	0.00	2,270.88	422.45	28,419.49
<b>SECOND QUARTER TOTAL</b>	<b>\$94,481.33</b>	<b>\$112.88</b>	<b>\$7,666.23</b>	<b>\$1,426.06</b>	<b>\$85,276.16</b>
<b>2019</b>					
JANUARY	10,612.79	94.00	763.54	141.99	9,613.26
FEBRUARY	24,348.79	0.00	2,281.64	424.38	21,642.77
MARCH	14,426.11	0.00	1,337.00	248.72	12,840.39
<b>THIRD QUARTER TOTAL</b>	<b>\$49,387.69</b>	<b>\$94.00</b>	<b>\$4,382.18</b>	<b>\$815.09</b>	<b>\$44,096.42</b>
APRIL	34,735.14	0.00	3,385.53	629.82	30,719.79
MAY	64,228.92	0.00	6,305.92	1,173.11	56,749.89
JUNE	49,721.29	0.00	4,870.73	906.15	43,944.41
<b>FOURTH QUARTER TOTAL</b>	<b>\$148,685.35</b>	<b>\$0.00</b>	<b>\$14,562.18</b>	<b>\$2,709.08</b>	<b>\$131,414.09</b>
1ST QTR	91,972.62	75.12	7,263.92	1,350.91	83,282.67
2ND QTR	94,481.33	112.88	7,666.23	1,426.06	85,276.16
3RD QTR	49,387.69	94.00	4,382.18	815.09	44,096.42
4TH QTR	148,685.35	0.00	14,562.18	2,709.08	131,414.09
<b>YEARLY TOTALS</b>	<b>\$384,526.99</b>	<b>\$282.00</b>	<b>\$33,874.51</b>	<b>\$6,301.14</b>	<b>\$344,069.34</b>

SUMMARY OF DISTRIBUTION TAX YEAR

2014-15

FISCAL YEAR: 2018-19

	TOTAL COLLECTED	SERVICE FEES	CATF 2338	CATF 2049	TOTAL DISTRIBUTED
<b>DISTRIBUTION</b>					
<b>2018</b>					
JULY	61,415.71	94.00	6,309.27	1,171.60	53,840.84
AUGUST	96,199.96	1,478.90	9,797.52	1,819.33	83,104.21
SEPTEMBER	32,474.62	3,331.94	2,731.74	507.28	25,903.66
<b>FIRST QUARTER TOTAL</b>	<b>\$190,090.29</b>	<b>\$4,904.84</b>	<b>\$18,838.53</b>	<b>\$3,498.21</b>	<b>\$162,848.71</b>
OCTOBER	5,061.45	783.46	457.92	85.05	3,735.02
NOVEMBER 1-2	0.00	0.00	0.00	0.00	0.00
NOVEMBER 5-9	3,231.15	0.00	196.84	36.55	2,997.76
NOVEMBER 13-16	9,547.18	1,412.24	884.59	164.27	7,086.08
NOVEMBER 19-21	0.00	0.00	0.00	0.00	0.00
NOVEMBER 26-30	277.30	9.94	25.37	4.71	237.28
DECEMBER	10,709.31	163.94	606.84	112.69	9,825.84
<b>SECOND QUARTER TOTAL</b>	<b>\$28,826.39</b>	<b>\$2,369.58</b>	<b>\$2,171.56</b>	<b>\$403.27</b>	<b>\$23,881.98</b>
<b>2019</b>					
JANUARY	4,063.96	94.00	242.73	45.07	3,682.16
FEBRUARY	748.18	0.00	84.53	15.69	647.96
MARCH	1,993.50	0.00	173.93	32.30	1,787.27
<b>THIRD QUARTER TOTAL</b>	<b>\$6,805.64</b>	<b>\$94.00</b>	<b>\$501.19</b>	<b>\$93.06</b>	<b>\$6,117.39</b>
APRIL	1,166.68	185.99	105.53	19.59	855.57
MAY	5,449.78	716.62	524.06	97.33	4,111.77
JUNE	10,134.42	1,218.19	916.87	170.25	7,829.11
<b>FOURTH QUARTER TOTAL</b>	<b>\$16,750.88</b>	<b>\$2,120.80</b>	<b>\$1,546.46</b>	<b>\$287.17</b>	<b>\$12,796.45</b>
1ST QTR	190,090.29	4,904.84	18,838.53	3,498.21	162,848.71
2ND QTR	28,826.39	2,369.58	2,171.56	403.27	23,881.98
3RD QTR	6,805.64	94.00	501.19	93.06	6,117.39
4TH QTR	16,750.88	2,120.80	1,546.46	287.17	12,796.45
<b>YEARLY TOTALS</b>	<b>\$242,473.20</b>	<b>\$9,489.22</b>	<b>\$23,057.74</b>	<b>\$4,281.71</b>	<b>\$205,644.53</b>

SUMMARY OF DISTRIBUTION TAX YEAR

2013-14

FISCAL YEAR: 2018-19

	TOTAL COLLECTED	SERVICE FEES	CATF 2338	CATF 2049	TOTAL DISTRIBUTED
<b>DISTRIBUTION</b>					
<b>2018</b>					
JULY	211.84	0.00	25.59	4.69	181.56
AUGUST	866.48	0.00	68.18	12.54	785.76
SEPTEMBER	7,463.69	12.05	592.15	108.91	6,750.58
<b>FIRST QUARTER TOTAL</b>	<b>\$8,542.01</b>	<b>\$12.05</b>	<b>\$685.92</b>	<b>\$126.14</b>	<b>\$7,717.90</b>
OCTOBER	103.53	0.00	12.81	2.36	88.36
NOVEMBER 1-2	0.00	0.00	0.00	0.00	0.00
NOVEMBER 5-9	3,750.40	181.71	290.58	53.46	3,224.65
NOVEMBER 13-16	0.00	0.00	0.00	0.00	0.00
NOVEMBER 19-21	0.00	0.00	0.00	0.00	0.00
NOVEMBER 26-30	312.35	87.28	24.06	4.42	196.59
DECEMBER	11,482.93	0.00	880.21	161.88	10,440.84
<b>SECOND QUARTER TOTAL</b>	<b>\$15,649.21</b>	<b>\$268.99</b>	<b>\$1,207.66</b>	<b>\$222.12</b>	<b>\$13,950.44</b>
<b>2019</b>					
JANUARY	4,472.68	94.00	354.45	65.20	3,959.03
FEBRUARY	0.00	0.00	0.00	0.00	0.00
MARCH	2,779.06	593.47	228.09	41.96	1,915.54
<b>THIRD QUARTER TOTAL</b>	<b>\$7,251.74</b>	<b>\$687.47</b>	<b>\$582.54</b>	<b>\$107.16</b>	<b>\$5,874.57</b>
APRIL	458.71	265.96	20.02	3.68	169.05
MAY	914.21	0.00	120.83	22.22	771.16
JUNE	3,033.75	840.72	223.49	41.11	1,928.43
<b>FOURTH QUARTER TOTAL</b>	<b>\$4,406.67</b>	<b>\$1,106.68</b>	<b>\$364.34</b>	<b>\$67.01</b>	<b>\$2,868.64</b>
1ST QTR	8,542.01	12.05	685.92	126.14	7,717.90
2ND QTR	15,649.21	268.99	1,207.66	222.12	13,950.44
3RD QTR	7,251.74	687.47	582.54	107.16	5,874.57
4TH QTR	4,406.67	1,106.68	364.34	67.01	2,868.64
<b>YEARLY TOTALS</b>	<b>\$35,849.63</b>	<b>\$2,075.19</b>	<b>\$2,840.46</b>	<b>\$522.43</b>	<b>\$30,411.55</b>

SUMMARY OF DISTRIBUTION TAX YEAR

2012-13

FISCAL YEAR: 2018-19

	TOTAL COLLECTED	SERVICE FEES	CATF 2338	CATF 2049	TOTAL DISTRIBUTED
<b>DISTRIBUTION</b>					
2018					
JULY	0.00	0.00	0.00	0.00	0.00
AUGUST	1,151.71	625.23	49.82	8.80	467.86
SEPTEMBER	6,829.78	663.27	581.01	102.74	5,482.76
<b>FIRST QUARTER TOTAL</b>	<b>\$7,981.49</b>	<b>\$1,288.50</b>	<b>\$630.83</b>	<b>\$111.54</b>	<b>\$5,950.62</b>
OCTOBER	0.00	0.00	0.00	0.00	0.00
NOVEMBER 1-2	0.00	0.00	0.00	0.00	0.00
NOVEMBER 5-9	3,963.75	741.99	302.96	53.57	2,865.23
NOVEMBER 13-16	0.00	0.00	0.00	0.00	0.00
NOVEMBER 19-21	0.00	0.00	0.00	0.00	0.00
NOVEMBER 26-30	0.00	0.00	0.00	0.00	0.00
DECEMBER	15,062.58	3,545.34	1,075.85	190.19	10,251.20
<b>SECOND QUARTER TOTAL</b>	<b>\$19,026.33</b>	<b>\$4,287.33</b>	<b>\$1,378.81</b>	<b>\$243.76</b>	<b>\$13,116.43</b>
2019					
JANUARY	5,123.76	1,357.44	351.05	62.07	3,353.20
FEBRUARY	0.00	0.00	0.00	0.00	0.00
MARCH	0.00	0.00	0.00	0.00	0.00
<b>THIRD QUARTER TOTAL</b>	<b>\$5,123.76</b>	<b>\$1,357.44</b>	<b>\$351.05</b>	<b>\$62.07</b>	<b>\$3,353.20</b>
APRIL	0.00	0.00	0.00	0.00	0.00
MAY	940.02	0.00	136.07	24.06	779.89
JUNE	65.00	0.00	9.44	1.67	53.89
<b>FOURTH QUARTER TOTAL</b>	<b>\$1,005.02</b>	<b>\$0.00</b>	<b>\$145.51</b>	<b>\$25.73</b>	<b>\$833.78</b>
1ST QTR	7,981.49	1,288.50	630.83	111.54	5,950.62
2ND QTR	19,026.33	4,287.33	1,378.81	243.76	13,116.43
3RD QTR	5,123.76	1,357.44	351.05	62.07	3,353.20
4TH QTR	1,005.02	0.00	145.51	25.73	833.78
<b>YEARLY TOTALS</b>	<b>\$33,136.60</b>	<b>\$6,933.27</b>	<b>\$2,506.20</b>	<b>\$443.10</b>	<b>\$23,254.03</b>

**SUMMARY OF DISTRIBUTION TAX YEAR**

**2011 & PRIOR YEARS**

FISCAL YEAR: 2018-19

	TOTAL COLLECTED	SERVICE FEES	CATF 2338	CATF 2049	TOTAL DISTRIBUTED
<b>DISTRIBUTION</b>					
<b>2018</b>					
JULY	190.00	0.00	30.85	5.57	153.58
AUGUST	200.00	0.00	32.27	5.83	161.90
SEPTEMBER	140.00	0.00	23.54	4.30	112.16
<b>FIRST QUARTER TOTAL</b>	<b>\$530.00</b>	<b>\$0.00</b>	<b>\$86.66</b>	<b>\$15.70</b>	<b>\$427.64</b>
OCTOBER	140.00	0.00	23.70	4.31	111.99
NOVEMBER	90.00	0.00	16.38	3.02	70.60
DECEMBER	90.00	0.00	16.42	3.04	70.54
<b>SECOND QUARTER TOTAL</b>	<b>\$320.00</b>	<b>\$0.00</b>	<b>\$32.80</b>	<b>\$6.06</b>	<b>\$253.13</b>
<b>2019</b>					
JANUARY	252.94	0.00	42.48	7.67	202.79
FEBRUARY	150.00	0.00	25.57	4.64	119.79
MARCH	40.00	0.00	6.96	1.29	31.75
<b>THIRD QUARTER TOTAL</b>	<b>\$442.94</b>	<b>\$0.00</b>	<b>\$75.01</b>	<b>\$13.60</b>	<b>\$354.33</b>
APRIL	90.00	0.00	16.62	3.06	70.32
MAY	1,025.59	0.00	160.24	28.49	836.86
JUNE	150.00	0.00	25.96	4.73	119.31
<b>FOURTH QUARTER TOTAL</b>	<b>\$1,265.59</b>	<b>\$0.00</b>	<b>\$202.82</b>	<b>\$36.28</b>	<b>\$1,026.49</b>
1ST QTR	530.00	0.00	86.66	15.70	427.64
2ND QTR	320.00	0.00	32.80	6.06	253.13
3RD QTR	442.94	0.00	75.01	13.60	354.33
4TH QTR	1,265.59	0.00	202.82	36.28	1,026.49
<b>YEARLY TOTALS</b>	<b>\$2,558.53</b>	<b>\$0.00</b>	<b>\$397.29</b>	<b>\$71.64</b>	<b>\$2,061.59</b>

**TABLE 8---SUMMARY OF AMOUNTS TO BE RAISED, NET TAXES TO BE COLLECTED,  
AND ASSESSOR'S CERTIFICATION AND OATH  
Tax Year 2018-19**

**FILED**

**OCT - 8 2018**

**TASSI O'NEIL  
COUNTY CLERK**

**County: TILLAMOOK**


ITEM		AMOUNT	
1	Total amount imposed for taxing districts (exclude UR special levies)		\$56,193,528.80
2	Total urban renewal imposed (from division of tax and special levies)		\$554,105.70
3	Additional taxes, penalties, special assessments, fees and charges imposed		\$1,091,894.04
4	Total taxes, special assessments, fees, and charges imposed (line 1 + line 2 + line 3)		\$57,839,528.54
5	Less: Nonprofit Housing		\$0.00
6	Less: State Fish and Wildlife		\$0.00
7	Net taxes and assessments to be collected (line 4 - line 5 - line 6)		\$57,839,528.54
8	Total taxes, special assessments, fees & charges extended by district	\$58,073,433.11	
9	Total taxes, special assessments, fees & charges extended by account	\$58,073,465.33	
10	Gain/(loss) due to individual extension (line 9 - line 8)	\$32.22	
11	Loss due to truncation.	(\$1,019.32)	
12	Loss due to Measure 5 compression	(\$233,936.79)	
<b>Breakdown of Taxes, Special Assessments, Fees, and Charges Imposed By Property Type</b>			
13	Real Property (include all special assessments entered on real property roll)		\$55,133,847.60
14	Personal property (include late personal property filing penalties)		\$509,612.59
15	Manufactured Structures		\$191,261.69
16	Utilities		\$2,004,806.66
17	<b>TOTAL</b> (total of lines 13 through 16)		\$57,839,528.54

ASSESSOR'S CERTIFICATE AND OATH OF TOTAL TAXES AND OTHER CHARGES

STATE OF OREGON )

COUNTY OF TILLAMOOK )

I, DENISE VANDECOEVERING, being the duly elected, qualified and acting assessor of the above-named county, do solemnly swear that I have diligently and to the best of my ability assessed all property in said county, which by law I am permitted to assess; that I have not willfully or knowingly omitted to assess any person or property, or valued over its real market value any property or class of property whatever. Pursuant to ORS 311.105, I do hereby certify the assessed valuation, tax levies, special assessments, fees, and charges set forth in the summary herein contained, are true and correct copies of the whole thereof, as the same appears on file in my office and custody.

  
(Assessor's Signature)

Subscribed and sworn to before me this 8<sup>th</sup> day of  
October, 2018


  
**TASSI O'NEIL, COUNTY CLERK**  
(Signature and Title of Officer)

Table prepared by (if other than assessor) Denise Vandecoevering, Assessor	Phone No. 503-842-3400	Date 10/8/2018
--	---------------------------	-------------------



cc: DENISE VANDECOEVERING, Tax Collector  
cc: TASSI O'NEIL, County Clerk