

FILED ✓

MAY 24 2018

TASSI O'NEIL
COUNTY CLERK

AH 3:43

BEFORE THE BOARD OF COMMISSIONERS
FOR TILLAMOOK COUNTY, OREGON
SITTING AS THE BOARD OF THE SOLID WASTE SERVICE DISTRICT

In the Matter of Increasing Customer Rates for Solid Waste Disposal for Solid Waste Collection Franchisee, Recology Western Oregon) ORDER #18- 050
)
) SWSD #18- 008
)

This matter came before the Tillamook County Board of Commissioners, sitting as the governing body of the Solid Waste Service District (SWSD), on May 23, 2018, at the request of David McCall, Solid Waste Program Manager.

The Board of Commissioners, being fully apprised of the representations of the above-named person, and the records and files herein, finds as follows:



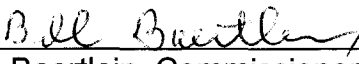
1. Recology Western Oregon has requested to increase rates charged by a collection franchisee to their customers.
2. The Tillamook County Solid Waste Advisory Committee recommended at their meeting on May 8, 2018 that the requested rate increases be approved.
3. The Tillamook County Board of Commissioners finds that the proposed rates will be just, fair, reasonable, and sufficient to provide the proper service to the public.

NOW, THEREFORE, IT IS HEREBY ORDERED that:

4. The Recology Western Oregon rates as outlined on Exhibit "A" become effective July 1, 2018.

DATED this 23rd day of May, 2018.

THE BOARD OF COMMISSIONERS
FOR TILLAMOOK COUNTY, OREGON


	Aye	Nay	Abstain/Absent
 _____ Tim Josi, Chair	<input checked="" type="checkbox"/>	<input type="checkbox"/>	<input type="checkbox"/>
 _____ David Yamamoto, Vice-Chair	<input type="checkbox"/>	<input type="checkbox"/>	<input type="checkbox"/>
 _____ Bill Baertlein, Commissioner	<input checked="" type="checkbox"/>	<input type="checkbox"/>	<input type="checkbox"/>

ATTEST: Tassi O'Neil, County Clerk

By: 

Special Deputy

APPROVED AS TO FORM:



William K. Sargent, County Counsel




EXHIBIT A

Tillamook County Franchise Hauler Rate Review Report

edited July 2017

Attachment 1

Franchisee: **Recology Western Oregon - North Coast Collection, Inc.**

Total

Tillamook County/franchise

	7/1/18-6/30/19	7/1/18-6/30/19	7/1/18-6/30/19	7/1/18-6/30/19	7/1/18-6/30/19	7/1/18-6/30/19	7/1/18-6/30/19
	2017 actual	change	projected w/o rate	change	projected w/rate	% change	Allocation method
REVENUE							
Route collection Services	\$ 8,300,142	\$ 8,669,549	\$ 8,842,940		\$ 8,842,940	7%	Actual
Drop Box Services	\$ 1,941,100	\$ 1,972,002	\$ 2,011,442		\$ 2,011,442	50%	Actual
Rental revenue	\$ -	\$ -	\$ -		\$ -	n/a	
Non-franchised revenue & pass-through revenue	\$ 21,612	\$ 20,215	\$ 20,215		\$ 20,215	-6%	Actual
Recycling revenues	\$ -	\$ -	\$ -		\$ -	n/a	
Other revenue	\$ 270,650	\$ 277,816	\$ 283,372		\$ 283,372	5%	Actual
Total revenue	\$9,993,504	\$10,939,583	\$11,157,970		\$11,157,970	12%	
Number of regular route customers as of January 1, 2017*	15,350						
Number of regular route customers as of July 1, 2017*	15,713						
Number of regular route customers as of January 1, 2018*	15,572						
Regular route tonnage for 2017:	17,241.39						
	tons						
*Regular route customers are usually cans, carts, dumpsters, based on service listings.							
Number of drop box pulls in 2017:	4,206						
Drop box tonnage for 2017:	7,259.11						
	tons						

EXPENSES

	7/1/18-6/30/19	7/1/18-6/30/19	7/1/18-6/30/19	7/1/18-6/30/19	7/1/18-6/30/19	7/1/18-6/30/19	7/1/18-6/30/19
	2017 actual	change	projected w/o rate	change	projected w/rate	% change	Allocation method/comments
Operational expenses							
Disposal expense (franchised)	\$ 2,608,965	\$ 2,649,037	\$ 2,649,037		\$ 2,649,037	2%	weights
Disposal expense (other)	\$ -	\$ -	\$ -		\$ -	#DIV/0!	
Recycling collection expense	\$ 396,552	\$ 518,161	\$ 518,161		\$ 518,161	31%	Included w/ops
Recycling processing expense	\$ 1,205,598	\$ 1,407,340	\$ 1,407,340		\$ 1,407,340	17%	Labor Hours
Labor-related expenses	\$ 458,298	\$ 520,794	\$ 520,794		\$ 520,794	14%	Labor Hours
Taxes, Insurance	\$ 77,051	\$ 85,722	\$ 85,722		\$ 85,722	11%	Labor Hours
Other labor-related expense	\$ 309,003	\$ 469,323	\$ 469,323		\$ 469,323	52%	Labor Hours
Operations-related expenses	\$ 1,120,626	\$ 1,135,859	\$ 1,135,859		\$ 1,135,859	1%	Labor Hours
Fuel	\$ 264	\$ 264	\$ 264		\$ 264	0%	Labor Hours
Repairs and Maintenance	\$ 622,113	\$ 721,821	\$ 721,821		\$ 721,821	16%	Labor Hours
Depreciation and Amortization	\$ 17,820	\$ 17,820	\$ 17,820		\$ 17,820	0%	Actual
Equipment Lease and/or Rent	\$ -	\$ -	\$ -		\$ -	#DIV/0!	Labor Hours
Property Lease and/or Rent	\$ 108,888	\$ 129,442	\$ 129,442		\$ 129,442	19%	Labor Hours
Equipment expense (eg. short-term rental)	\$ 666,980	\$ 847,754	\$ 902,754		\$ 902,754	35%	Labor Hours
Insurance expense	\$ 7,594,158	\$ 8,503,337	\$ 8,558,337		\$ 8,558,337	13%	Labor Hours
Other operational expense (incl. franchise fees)	\$ -	\$ -	\$ -		\$ -		
Total operational expenses	30						
Number of route collection trucks as of January 1, 2017	32						
Number of route collection trucks as of January 1, 2018	8						
Number of drop box collection trucks as of January 1, 2017	8						
Number of drop box collection trucks as of January 1, 2018	8						
	INCLUDES BACK-UPS						
	INCLUDES BACK-UPS & "PROJECTS"						
	8						
	8						

	7/1/18-6/30/19	7/1/18-6/30/19	7/1/18-6/30/19	7/1/18-6/30/19	7/1/18-6/30/19	7/1/18-6/30/19	7/1/18-6/30/19
	2017 actual	change	projected w/o rate	change	projected w/rate	% change	Allocation method/comments
Administrative expenses							
Management services	\$ 298,006	\$ 328,187	\$ 336,276		\$ 336,276	13%	% of revenue
Administrative services	\$ 894,015	\$ 984,562	\$ 1,008,829		\$ 1,008,829	13%	% of revenue
Postage, phones, office supplies, utilities, etc.	\$ 110,614	\$ 112,916	\$ 112,916		\$ 112,916	2%	customer counts
Advertising and outreach expenses	\$ 6,928	\$ 9,631	\$ 9,631		\$ 9,631	39%	customer counts
Education, Training, Publications, dues	\$ 5,721	\$ 10,099	\$ 10,099		\$ 10,099	77%	customer counts
Bad debts	\$ 45,139	\$ 46,945	\$ 46,945		\$ 46,945	4%	customer counts
Other admin. Expenses	\$ 165,585	\$ 172,688	\$ 172,688		\$ 172,688	4%	customer counts
Total administrative expenses	\$ 1,556,008	\$ 1,665,028	\$ 1,697,384		\$ 1,697,384	11%	
Return on income before taxes (revenue - allowable costs)	\$813,338	\$771,218	\$902,249		\$902,249	11%	
Operating margin	8.2%	7.0%	8.1%		8.1%	-1%	

	7/1/18-6/30/19	7/1/18-6/30/19	7/1/18-6/30/19	7/1/18-6/30/19	7/1/18-6/30/19	7/1/18-6/30/19	7/1/18-6/30/19
	2017 actual	change	projected w/o rate	change	projected w/rate	% change	Allocation method/comments
EXPENSES							
Disposal expense (franchised)	\$83,308	\$85,327	\$85,327		\$85,327	2%	inc. growth & tip fee adj.
Disposal expense (other)	\$0	\$0	\$0		\$0	#DIV/0!	
Recycling collection expense	\$0	\$0	\$0		\$0	#DIV/0!	
Recycling processing expense	\$0	\$0	\$0		\$0	#DIV/0!	
Labor-related expenses	\$50,754	\$65,404	\$65,404		\$65,404	8%	
Taxes, Insurance	\$23,095	\$24,109	\$24,109		\$24,109	4%	
Other labor-related expense	\$3,883	\$3,961	\$3,961		\$3,961	2%	
Operations-related expenses	\$15,572	\$17,704	\$17,704		\$17,704	14%	
Fuel	\$56,017	\$55,728	\$55,728		\$55,728	-1%	
Repairs and Maintenance	\$13	\$13	\$13		\$13	0%	
Depreciation and Amortization	\$31,350	\$34,712	\$34,712		\$34,712	11%	
Equipment Lease and/or Rent	\$0	\$0	\$0		\$0	#DIV/0!	Seaside Recycle Depot Lease
Property Lease and/or Rent	\$0	\$0	\$0		\$0	#DIV/0!	
Equipment expense (eg. short-term rental)	\$5,487	\$6,523	\$6,523		\$6,523	19%	
Insurance expense	\$10,861	\$10,963	\$10,963		\$10,963	1%	
Other operational expense (incl. franchise fees)	\$290,340	\$304,444	\$304,444		\$304,444	5%	
Total operational expenses	4						
Number of route collection trucks as of January 1, 2017	4						
Number of route collection trucks as of January 1, 2018	1						
Number of drop box collection trucks as of January 1, 2017	1						
Number of drop box collection trucks as of January 1, 2018	1						
	INCLUDES BACK-UPS						

Tillamook County franchise data only!

Proposed Adjustment: **3.50%**

Current and Proposed Rates

	Current		Proposed	
Trash Cans/Rollcarts	(32-36 gallon cans/rollcarts)			
Curbside weekly pickup	\$ 26.08	\$	\$ 26.99	
Curbside twice weekly pickup	\$ 52.15	\$	\$ 53.98	
Curbside every Other Week pickup	\$ 16.95	\$	\$ 17.54	
Curbside Once a Month pickup	\$ 9.12	\$	\$ 9.44	
Each Additional Can	\$ 26.08	\$	\$ 26.99	
In Yard weekly pickup	\$ 40.59	\$	\$ 42.01	
In Yard twice weekly pickup	\$ 81.18	\$	\$ 84.02	
In Yard every Other Week pickup	\$ 26.40	\$	\$ 27.32	
In Yard Once a Month pickup	\$ 14.20	\$	\$ 14.70	
Each Additional Can	\$ 40.59	\$	\$ 42.01	
Rental Fees	N/A			
Trash Cans/Rollcarts (per month)	N/A			

*CART RENT IS ONLY CHARGED TO 90GAL CART CUSTOMERS WITH WILL-CALL SERVICE.

Containers

see rate sheet for all charges

	Current		Proposed	
1 cubic yard container	\$ 141.59	\$	\$ 146.55	
Each additional stop per week	\$ 120.83	\$	\$ 125.05	
Rental Fees	***			
3 cubic yard container	\$ 287.63	\$	\$ 297.70	
Each additional stop per week	\$ 266.86	\$	\$ 276.20	
Rental Fees	***			
6 cubic yard container	\$ 503.72	\$	\$ 521.35	
Each additional stop per week	\$ 482.97	\$	\$ 499.87	
Rental Fees	***			
1 1/2 cubic yard container	\$ 179.59	\$	\$ 185.88	
Each additional stop per week	\$ 153.84	\$	\$ 159.22	
Rental Fees	***			
4 cubic yard container	\$ 359.67	\$	\$ 372.25	
Each additional stop per week	\$ 338.90	\$	\$ 350.76	
Rental Fees	***			
8 cubic yard container	\$ 591.26	\$	\$ 611.95	
Each additional stop per week	\$ 570.48	\$	\$ 590.45	
Rental Fees	***			
2 cubic yard container	\$ 215.62	\$	\$ 223.16	
Each additional stop per week	\$ 188.77	\$	\$ 195.38	
Rental Fees	***			
5 cubic yard container	\$ 431.68	\$	\$ 446.79	
Each additional stop per week	\$ 410.92	\$	\$ 425.31	
Rental Fees	***			

***CONTAINER RENT OF \$20/MONTH IS ONLY CHARGED TO CUSTOMERS WITH WILL-CALL SERVICE.
 Roll-off/Drop Box containers (please list charges)
 see full rate sheet - attached

Extra/Additional charges (eg. Go Back, On Call, Extra Stop, NSF check, replacement, etc.): Please list!

- 1 see attached rate sheets
- 2
- 3
- 4

CODE	DESCRIPTION	CURRENT RATE	INC %	INC \$\$	NEW RATE
------	-------------	--------------	-------	----------	----------

CAN & CART SERVICES - CURBSIDE

CURBSIDE: WITHIN 4 FEET OF THE CURB OR ROAD, AND AWAY FROM ALL CARS, MAIL BOXES, OR OTHER ITEMS.

20/32 GALLON CAN SERVICE (CUSTOMER PROVIDES CAN) MONTHLY RATES

CNGWC	32G CAN-CURB	\$ 27.54			See Can Elimination Plan attached
CNGEC	32G CAN EOW-CURB	\$ 17.89			
CNGMC	32G CAN OAM-CURB	\$ 9.12			
OCCC	CAN ON CALL CURB	\$ 9.50			

32 GALLON CART SERVICE MONTHLY RATES

32GWC	32G CART-CURB	\$ 26.08	3.50%	\$ 0.91	\$ 26.99
32GEC	32G CART EOW-CURBSIDE	\$ 16.95	3.50%	\$ 0.59	\$ 17.54
32GMC	32G CART MONTHLY-CURB	\$ 9.12	3.50%	\$ 0.32	\$ 9.44
OC3C	32 GAL CART ON CALL CURB	\$ 8.99	3.50%	\$ 0.31	\$ 9.30

90 GALLON CART SERVICE MONTHLY RATES

90GWC	90G CART-CURB	\$ 43.52	3.50%	\$ 1.52	\$ 45.04
90GEC	90G CART EOW-CURB	\$ 28.28	3.50%	\$ 0.99	\$ 29.27
90GMC	90G CART OAM-CURB	\$ 15.23	3.50%	\$ 0.53	\$ 15.76
OC9C	90 GAL CART ON CALL CURB	\$ 15.00	3.50%	\$ 0.53	\$ 15.53

MONTHLY CART RENT (FOR ON-CALL SERVICE)

90GOC	90G CART WILL CALL-CURB	\$ 2.70	0.00%	\$ -	\$ 2.70
-------	-------------------------	---------	-------	------	---------

SPECIAL PICK-UP (FOR OFF-SCHEDULE COLLECT) (C/S = Curbside) RATE PER EACH

SP32C	SPEC P/U 32G CART C/S	\$ 6.80	3.50%	\$ 0.24	\$ 7.04
SP90C	SPEC P/U 90G CART C/S	\$ 10.73	3.50%	\$ 0.38	\$ 11.11

CAN & CART SERVICES - NON-CURBSIDE (SIDEYARD)

NON-CURBSIDE: VISIBLE FROM THE STREET, OUTSIDE OF GARAGES AND FENCED AREAS.

20/32 GALLON CAN SERVICE (CUSTOMER PROVIDES CAN) MONTHLY RATES

CNGWS	32G CAN-SIDE	\$ 28.99			See Can Elimination Plan attached
CNGES	32G CAN EOW-SIDE	\$ 18.83			
CNGMS	32G CAN OAM-SIDE	\$ 10.15			
OCCS	CAN ON CALL SIDE	\$ 10.01			

32 GALLON CART SERVICE MONTHLY RATES

32GWS	32G CART-SIDE	\$ 40.59	-32.15%	\$ (13.05)	\$ 27.54
32GES	32G CART EOW-SIDEYARD	\$ 26.40	-32.24%	\$ (8.51)	\$ 17.89
32GMS	32G CART MONTHLY-SIDE	\$ 14.20	-32.10%	\$ (4.56)	\$ 9.64
OC3S	32 GAL CART ON CALL SIDE	\$ 14.00	-32.08%	\$ (4.49)	\$ 9.51

90 GALLON CART SERVICE MONTHLY RATES

90GWS	90G CART-SIDE	\$ 66.69	3.50%	\$ 2.33	\$ 69.02
90GES	90G CART EOW-SIDE	\$ 43.34	3.50%	\$ 1.52	\$ 44.86
90GMS	90G CART OAM-SIDE	\$ 23.33	3.50%	\$ 0.82	\$ 24.15
OC9S	90 GAL CART ON CALL SIDE	\$ 23.00	3.50%	\$ 0.81	\$ 23.81

MONTHLY CART RENT (FOR ON-CALL SERVICE)

90GOS	90G CART WILL CALL-SIDE	\$ 2.70	0.00%	\$ -	\$ 2.70
-------	-------------------------	---------	-------	------	---------

SPECIAL PICK-UP (FOR OFF-SCHEDULE COLLECT) (NON C/S = Non-Curbside) RATE PER EACH

SP32S	SPEC P/U 32G CART NON C/S	\$ 6.90	3.50%	\$ 0.24	\$ 7.14
SP90S	SPEC P/U 90G CART NON C/S	\$ 15.86	3.50%	\$ 0.56	\$ 16.42

CODE	DESCRIPTION	CURRENT RATE	INC %	INC \$\$	NEW RATE
------	-------------	--------------	-------	----------	----------

OTHER SERVICES & FEES

EXTRAS - PER UNIT CHARGES (APPROX. 32 GALLONS PER UNIT)

RATE PER EACH

XBAG	EXTRA BAG(S)	\$ 6.80	3.50%	\$ 0.24	\$ 7.04
XBOX	EXTRA BOX	\$ 6.80	3.50%	\$ 0.24	\$ 7.04
XCAN	EXTRA CAN(S)	\$ 6.80	3.50%	\$ 0.24	\$ 7.04
XMISC	EXTRA MISC	\$ 6.80	3.50%	\$ 0.24	\$ 7.04
X32	EXTRA 32G CART(S)	\$ 6.80	3.50%	\$ 0.24	\$ 7.04
X90	EXTRA 90G CART(S)	\$ 10.73	3.50%	\$ 0.38	\$ 11.11

BULKY ITEM COLLECTION (SVC CHARGE + CHARGE PER ITEM)

RATES LISTED ARE FOR COLLECTION AT CURB. ADDITIONAL CHARGES MAY APPLY FOR RETRIEVAL.

RATE PER EACH

APF	REFRIGERATOR/FREEZER	\$ 51.66	0.00%	\$ -	\$ 51.66
APL	APPLIANCE	\$ 11.48	0.00%	\$ -	\$ 11.48
FURN	FURNITURE CHARGE	\$ 17.22	0.00%	\$ -	\$ 17.22
TREE	EXTRA CHRISTMAS TREE	\$ 13.60	3.50%	\$ 0.48	\$ 14.08
IRSC	IN ROUTE SERVICE CHARGE	\$ 18.75	3.50%	\$ 0.66	\$ 19.41
SC	SERVICE CHARGE	\$ 42.64	3.50%	\$ 1.49	\$ 44.13

RELATED FEES

RATE PER EACH

CRIR	CART REDELIVERY IN ROUTE	\$ 10.00	0.00%	\$ -	\$ 10.00
CROR	CART REDELIVER OUT OF ROUTE	\$ 20.00	0.00%	\$ -	\$ 20.00
CORDF	CONTAINER RE-DELIVERY FEE	\$ 42.64	3.50%	\$ 1.49	\$ 44.13

Note: Re-Delivery fees apply for resume service after suspend.

RATE PER EACH

CCF	CART CLEANING FEE	\$ 10.00	0.00%	\$ -	\$ 10.00
CRF	CART REPLACEMENT FEE	\$ 65.00	0.00%	\$ -	\$ 65.00

Note: Replacement fee is used for loss/damage beyond normal wear and tear.

RATE PER EACH

WLI	WIND LATCH INSTALLATION	\$ 15.00	0.00%	\$ -	\$ 15.00
RF	REINSTATEMENT FEE	\$ 15.00	0.00%	\$ -	\$ 15.00
NSFCF	RETURNED CHECK FEE	\$ 25.00	0.00%	\$ -	\$ 25.00

FRONT-LOAD CONTAINER SERVICE

1 YARD CONTAINERS

MONTHLY RATES

1GW	1YD TRASH	\$ 141.59	3.50%	\$ 4.96	\$ 146.55
1GE	1YD TRASH EOW	\$ 82.79	3.50%	\$ 2.90	\$ 85.69
1GM	1YD TRASH MONTHLY	\$ 51.13	3.50%	\$ 1.79	\$ 52.92
1OC	ON CALL-1YD TRASH	\$ 29.44	3.50%	\$ 1.03	\$ 30.47
1XP	EXTRA PICK UP-1YD TRASH	\$ 29.44	3.50%	\$ 1.03	\$ 30.47

1.5 YARD CONTAINERS

MONTHLY RATES

1HGW	1.5YD TRASH	\$ 179.59	3.50%	\$ 6.29	\$ 185.88
1HGE	1.5YD TRASH EOW	\$ 101.77	3.50%	\$ 3.56	\$ 105.33
1HGM	1.5YD TRASH MONTHLY	\$ 59.92	3.50%	\$ 2.10	\$ 62.02
1HOC	ON CALL-1.5YD TRASH	\$ 38.95	3.50%	\$ 1.36	\$ 40.31
1HXP	EXTRA PICK UP-1.5YD TRASH	\$ 38.95	3.50%	\$ 1.36	\$ 40.31

2 YARD CONTAINERS

MONTHLY RATES

2GW	2YD TRASH	\$ 215.62	3.50%	\$ 7.55	\$ 223.17
2GE	2YD TRASH EOW	\$ 119.81	3.50%	\$ 4.19	\$ 124.00
2GM	2YD TRASH MONTHLY	\$ 68.24	3.50%	\$ 2.39	\$ 70.63
2OC	ON CALL-2YD TRASH	\$ 47.96	3.50%	\$ 1.68	\$ 49.64
2XP	EXTRA PICK UP-2YD TRASH	\$ 47.96	3.50%	\$ 1.68	\$ 49.64

RECOLOGY WESTERN OREGON
TCR ILLAMOOK COUNTY (UNINCORPORATED)

SUMMARY RATE SHEET
EFF. DATE: 7/1/2018

CODE	DESCRIPTION	CURRENT RATE	INC %	INC \$\$	NEW RATE
------	-------------	--------------	-------	----------	----------

3 YARD CONTAINERS

MONTHLY RATES

3GW	3YD TRASH	\$ 287.63	3.50%	\$ 10.07	\$ 297.70
3GE	3YD TRASH EOW	\$ 155.81	3.50%	\$ 5.45	\$ 161.26
3GM	3YD TRASH MONTHLY	\$ 84.86	3.50%	\$ 2.97	\$ 87.83
3OC	ON CALL-3YD TRASH	\$ 66.01	3.50%	\$ 2.31	\$ 68.32
3XP	EXTRA PICK UP-3YD TRASH	\$ 66.01	3.50%	\$ 2.31	\$ 68.32

4 YARD CONTAINERS

MONTHLY RATES

4GW	4YD TRASH	\$ 359.67	3.50%	\$ 12.59	\$ 372.26
4GE	4YD TRASH EOW	\$ 191.84	3.50%	\$ 6.71	\$ 198.55
4GM	4YD TRASH MONTHLY	\$ 101.51	3.50%	\$ 3.55	\$ 105.06
4OC	ON CALL-4YD TRASH	\$ 84.03	3.50%	\$ 2.94	\$ 86.97
4XP	EXTRA PICK UP-4YD TRASH	\$ 84.03	3.50%	\$ 2.94	\$ 86.97

5 YARD CONTAINERS

MONTHLY RATES

5GW	5YD TRASH	\$ 431.68	3.50%	\$ 15.11	\$ 446.79
5GE	5YD TRASH EOW	\$ 227.83	3.50%	\$ 7.97	\$ 235.80
5GM	5YD TRASH MONTHLY	\$ 118.14	3.50%	\$ 4.13	\$ 122.27
5OC	ON CALL-5YD TRASH	\$ 102.06	3.50%	\$ 3.57	\$ 105.63
5XP	EXTRA PICK UP-5YD TRASH	\$ 102.06	3.50%	\$ 3.57	\$ 105.63

6 YARD CONTAINERS

MONTHLY RATES

6GW	6YD TRASH	\$ 503.72	3.50%	\$ 17.63	\$ 521.35
6GE	6YD TRASH EOW	\$ 263.84	3.50%	\$ 9.23	\$ 273.07
6GM	6YD TRASH MONTHLY	\$ 134.77	3.50%	\$ 4.72	\$ 139.49
6OC	ON CALL-6YD TRASH	\$ 120.09	3.50%	\$ 4.20	\$ 124.29
6XP	EXTRA PICK UP-6YD TRASH	\$ 120.09	3.50%	\$ 4.20	\$ 124.29

8 YARD CONTAINERS

MONTHLY RATES

8GW	8YD TRASH	\$ 591.26	3.50%	\$ 20.69	\$ 611.95
8GE	8YD TRASH EOW	\$ 307.63	3.50%	\$ 10.77	\$ 318.40
8GM	8YD TRASH MONTHLY	\$ 154.98	3.50%	\$ 5.42	\$ 160.40
8OC	ON CALL-8YD TRASH	\$ 142.01	3.50%	\$ 4.97	\$ 146.98
8XP	EXTRA PICK UP-8YD TRASH	\$ 142.01	3.50%	\$ 4.97	\$ 146.98

CONTAINER MONTHLY RENT (CHARGED TO WILL-CALL CUSTOMERS, SAME FOR ALL SIZES)

RNT1	1YD RENT - TRASH	\$ 20.00	0.00%	\$ -	\$ 20.00
------	------------------	----------	-------	------	----------

FRONT-LOAD COMPACTOR RATE FACTORS - For all compacted material, including pre-compacted waste.

Compactor Rating	4 : 1	3 : 1	2 : 1
Factor applied to container rate of same size	1.5	1.3	1.12

DEBRIS BOX SERVICES

SET HAUL FEES (BASED ON AVERAGE TRUCK TIMES)

RATE PER HAUL

DEL	DELIVERY CHARGE	\$ 43.27	3.50%	\$ 1.51	\$ 44.78
10HG	10 YD TRASH BOX HAUL	\$ 199.27	3.50%	\$ 6.97	\$ 206.24
20HG	20 YD TRASH BOX HAUL	\$ 199.27	3.50%	\$ 6.97	\$ 206.24
30HG	30 YD TRASH BOX HAUL	\$ 199.27	3.50%	\$ 6.97	\$ 206.24
47HG	47 YD TRASH BOX HAUL	\$ 199.27	3.50%	\$ 6.97	\$ 206.24
40CG	COMPACTOR HAUL FEE (ALL SIZES)	\$ 233.81	3.50%	\$ 8.18	\$ 241.99